



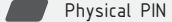

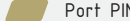

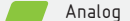




B5

0-1.es/B5


NodeMCU Pinout

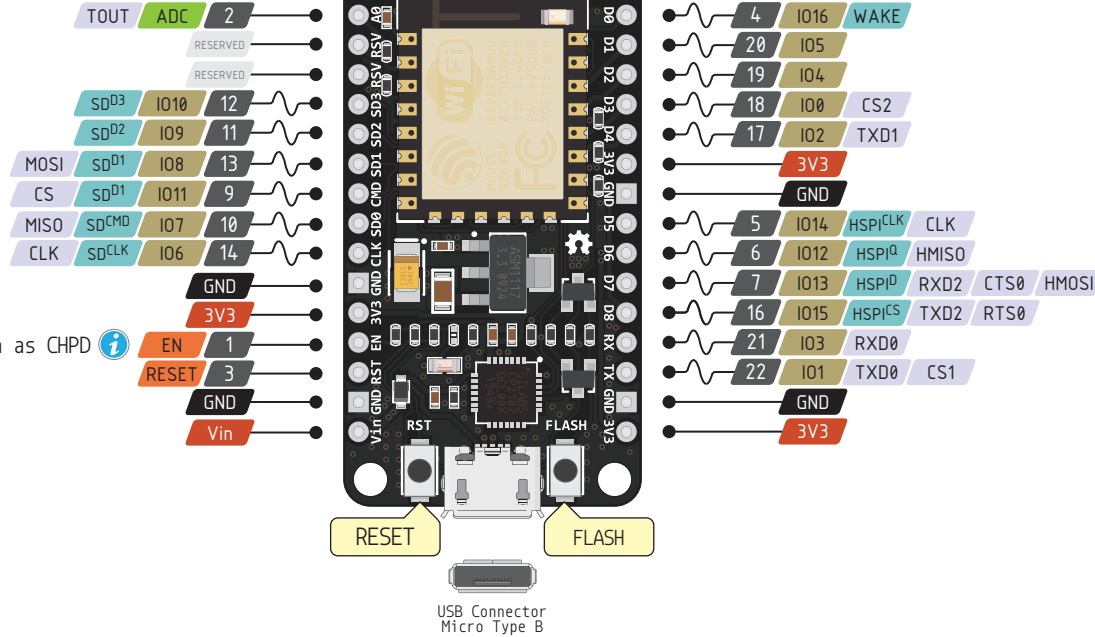
| | |
|--|---|
|  Power |  Serial PIN |
|  GND |  PIN Function |
|  Physical PIN |  Interrupt PIN |
|  Port PIN |  Control PIN |
|  Analog PIN | |







 PWM Pin

 Vin USB bus voltage

 A0

Also known as CHPD 



 0
 1
 2
 3  LOW → firmware flashing
HIGH → normal boot
 4

 5
 6
 7
 8
 9
 10

